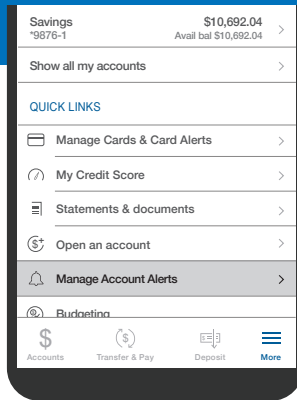


Account Alerts Set Up within Mobile Banking



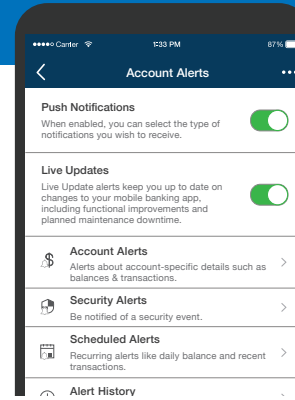
1

Once logged into Mobile Banking, select Manage Account Alerts under Quick Links.



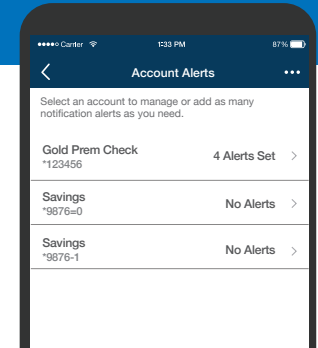
2

Turn on Push Notifications, if not already, to activate Live Updates, and select Account Alerts.



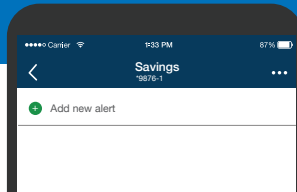
3

Select the account you want to receive alerts for.



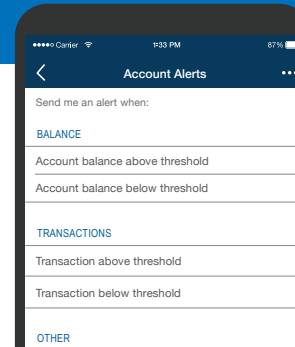
4

Add a new alert.



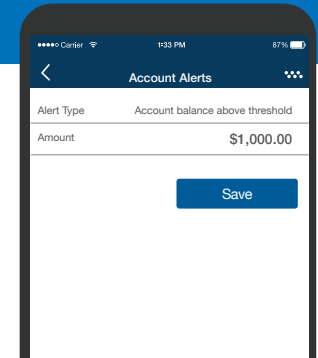
5

Select the type of alert.



6

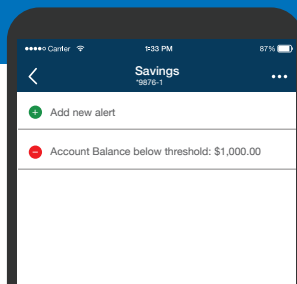
If applicable, enter an amount and click Save.



7

That's it!

You have now set up a new alert.



VISIT [GOLDEN1.COM/DIGITALBANKING](https://www.golden1.com/digitalbanking) OR CALL 1-877-GOLDEN1 TO LEARN MORE.



Insured by NCUA.
Equal Housing Opportunity

