

Signing up is easy and convenient.

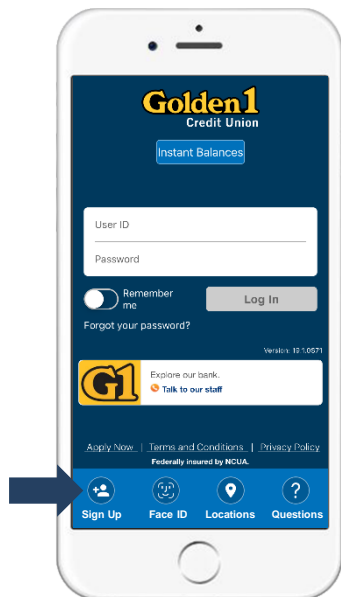
Step 1A

Download the Golden 1 mobile app by searching **Golden 1 Credit Union**.



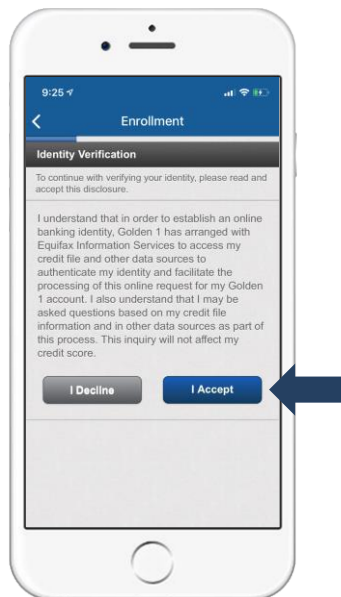
Step 1B

Open the app and click on **Sign Up** on the main screen.



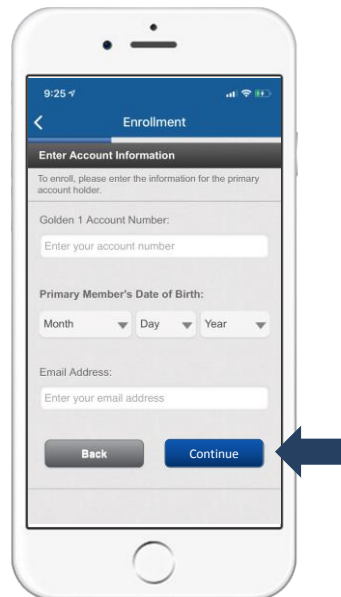
Step 2

If you have a temporary password click on **Enroll with a Temporary**; otherwise click on **Enroll without a temporary password**. Review the Terms and Conditions and click **I Accept**.



Step 3

Complete the enrollment form. Click on **Continue** and then create a User ID and Password. Set up the forget password and security questions and click on **Continue**.



Step 4

Set up your Identity Verification Code. Select the phone number to receive either a text message or a call with your verification code. Enter the verification code as shown below and click on **Verify**. You are now ready to do your banking via mobile.

