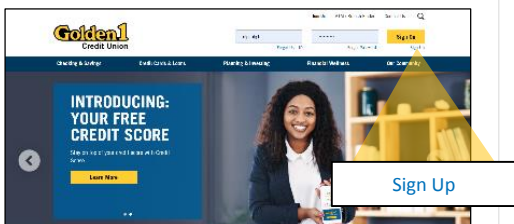


## Signing up is easy and convenient.

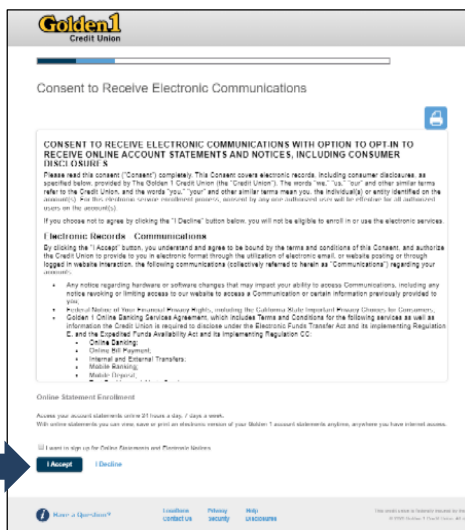
### Step 1

Open the Golden 1 website by typing [www.golden1.com](http://www.golden1.com) in your browser. Click on the **Sign Up** link under Online Banking, displayed on the top left side of your screen.



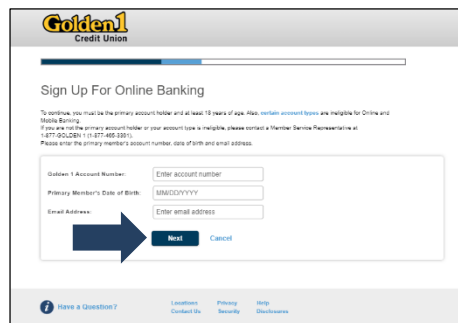
### Step 2

If you have a temporary password click on **Enroll with a Temporary Password**; otherwise click on **Enroll by Answering Questions**. Next, review the terms and Conditions and click on **I Accept**.



### Step 3

Complete the enrollment form. Click on **Next** and then create a User ID and Password. Set up the forgot password and security questions and click on **Next**.



### Step 4

Set up your Identity Verification. Select the phone number to receive either a text message or call with your verification code. Enter the verification code as shown below and click on **Verify**. Your enrollment is now complete.

